



# Hardback Shapes


Look of the Lampshade may differ depending on the style and fabric used.




Empire




Deep Empire



Cooie




Floor




Bouillotte




Round Corner Rectangle




Round Corner Square




Oval (elliptical)




Oval (race track)



Drum



Deep Drum




Cylinder



Rectangle (no-ribs)



Square (no-ribs)




Cut Corner Rectangle

Scored Corners on all materials

Scored Corners on all materials.

Scored Corners unless material has a vertical pattern. (Full Frame w/ ribs)




Cut Corner Square Cooie



Square



Rectangle



Hexagon

Scored Corners unless material has a vertical pattern. (Full Frame w/ ribs)

# Hardback Shapes

Look of the Lampshade may differ depending on the style and fabric used.




940  
Square Bell  
Individual Panels w/ Vertical Trim  
(Full Frame w/ ribs)



942  
Rectangle Bell  
Individual Panels w/ Vertical Trim  
(Full Frame w/ ribs)



950  
Cut Corner Square Bell  
Individual Panels w/ Vertical Trim  
(Full Frame w/ ribs)




952  
Cut Corner Square  
Scored Corners unless material has a vertical pattern. (Full Frame w/ ribs)



954  
Cut Corner Rectangle Bell  
Individual Panels w/ Vertical Trim  
(Full Frame w/ ribs)




960  
Hexagon Bell  
Individual Panels w/ Vertical Trim  
(Full Frame w/ ribs)




966  
Inverted Cut Corner Square Semi Bell  
Individual Panels w/ Vertical Trim  
(Full Frame w/ ribs)

# Wrap Shapes

Look of the Lampshade may differ depending on the style and fabric used.




900  
Empire




901  
Deep Empire




902  
Coolie




905  
Drum



906  
Cylinder



943  
Round Top, Outscallop Bottom



944  
Hexagon